



# KNOWLEDGE ORGANISER: Science Winter/Caring for Our Planet Year 1 Block 3

Key Vocabulary	
<b>rubbish</b>	<b>Rubbish</b> is anything we throw away or get rid of.
<b>waste</b>	' <b>Waste</b> ' is another word for <b>rubbish</b> .
<b>litter</b>	<b>Litter</b> is <b>rubbish</b> that is left in the wrong place.
<b>nature</b>	<b>Nature</b> includes things in the world that are not made by people, such as animals, plants, rocks and rivers.
<b>natural environment</b>	The <b>natural environment</b> is the natural world that animals, plants and people live in.
<b>planet</b>	We live on <b>planet</b> Earth.
<b>pollution</b>	<b>Pollution</b> is something harmful in the environment.

### Recycling Materials at Home

<b>cardboard and paper</b> 	<b>glass</b> 
<b>metal</b> 	<b>plastic</b> 

### Landfills

General **waste** is taken to a landfill site. This is a hole in the ground in which **rubbish** is dumped.



# KNOWLEDGE ORGANISER: Science Winter/Caring for Our Planet Year 1 Block 3

Key Vocabulary	
<b>ocean</b>	An <b>ocean</b> is a large area of salty water.
<b>marine</b>	' <b>Marine</b> ' relates to the sea or plants and animals that live there.
<b>environmentally friendly</b>	If something is <b>environmentally friendly</b> , it doesn't harm the environment.
<b>reduce</b>	To <b>reduce</b> is to make smaller or less.
<b>reuse</b>	To <b>reuse</b> is to use something again.
<b>recycle</b>	To <b>recycle</b> is to use something that has already been used to make something new.

## Recycling

**Recycling** involves collecting and separating **waste** materials so they can be made into different products.



## Plastic Pollution

Some animals can get trapped and hurt.



Some animals may eat plastic and become ill.



## Caring for Our Planet

Use a **recycling** bin.



Throw **rubbish** in the bin.



Use reusable bags.



Use a reusable water bottle.



Make unwanted **waste** into something new.



Ask an adult to go **litter** picking.











# KNOWLEDGE ORGANISER: Science Winter/Caring for Our Planet Year 1 Block 3

## Key Vocabulary

<b>season</b>	In the UK, there are four <b>seasons</b> each year. They are spring, summer, <b>autumn</b> and <b>winter</b> .
<b>autumn</b>	In <b>autumn</b> , the temperature begins to get lower and it can be quite chilly and windy. It starts to get darker earlier in the day. Some animals get ready to hibernate and some types of trees lose their leaves.
<b>winter</b>	<b>Winter</b> is the coldest <b>season</b> of the year. It can be very rainy and windy and it might even snow. Not many flowers are in bloom during <b>winter</b> and lots of trees have lost all their leaves. Some animals hibernate during <b>winter</b> and many are less active than in the warmer months.
<b>weather</b>	The <b>weather</b> includes the temperature outside, how windy it is and rainfall (how much it rains). We can also describe cloud, snow and sun.
<b>daylight</b>	<b>Daylight</b> is when it is light outside. The amount of <b>daylight</b> changes with each <b>season</b> .



The Four <b>Seasons</b>	
<b>autumn</b>	<b>winter</b>
September	December
October	January
November	February
<b>spring</b>	<b>summer</b>
March	June
April	July
May	August

<b>weather</b>						
	snow	wind	thunder and lightning	rain	sun	partly cloudy