



Learn Enjoy Succeed Together

DINNINGTON FIRST SCHOOL ART OVERVIEW

Curriculum Intent













Our bespoke Art curriculum meets the requirements of the National Curriculum and is designed to enable all learners to succeed, regardless of ability. We aim to provide a fun, engaging, and inspiring experience where pupils develop creativity, confidence, and a lifelong appreciation of art.

Projects are purposeful and often linked to other areas of the curriculum, helping children make meaningful connections and apply their learning in context. Skills and design elements are carefully mapped to ensure clear progression and appropriate challenge across all year groups, allowing pupils to refine techniques and build on prior knowledge.

Through studying a diverse range of artists, pupils gain an understanding of how art has been shaped by men and women from different cultures and countries, fostering respect and global awareness. Our curriculum equips pupils with the skills to experiment, invent, and create, preparing them to thrive in an ever-changing world.













Typical Lesson Sequence:

1) Who is our artist and what was their style? What was happening in the world at this point and how did it influence their artwork? What makes this art stand out? – likes and dislikes. → 2) Skills Lesson. → 3) Skills Lesson → 4) Final Piece → 5) Final Piece → 6) Evaluate & Reflect.

	Block 1	Block 2	Block 3	Block 4	Block 5	Block 6
Nursery	Painting & Mark Making Choosing and naming colours and mark making with paint, pens, pencils and how to hold and use tools 	Painting & Mark Making Experimenting with paint and colour. 	Experimenting Mixed Media / Clay Sculpture Intro to new mediums. Chalk, paint, playdough, card, paper, clay How do they feel and look. 	Printing Skills Vegetable prints and collage 	Painting & Mark Making Fine motor control and accuracy: Painting within lines and developing accuracy 	Drawing and Painting Matisse – The Snail Observing and drawing snails and making spiral shapes 
Reception	Drawing and Painting Freida Kahlo – Self portrait Collage – cutting and fine motor skills Colour/shape and size Paint portraits of faces – observe position, size, colour 	Printing Dinosaur footprints Print Artist Study 	Experimenting Mixed Media Henry Rousseau Tiger in a Tropical Storm Mixed media jungle picture Choosing different mediums for tiger collage and painted tiger 	Drawing and Painting Pencil control Observational drawing of fruit/veg Spring blossom painting Japanese Artist Study 	Drawing and Painting Step by step how to draw in proportion looking at key shapes & details: Wolf, Pig, Goat Learn how to draw something independently 	Drawing and Painting Clay Sculpture Hundertwasser Lollipop Trees Circles/Swirls and shapes in art Clay insects – using tools to create effects 














Learn Enjoy Succeed Together

	Block 1	Block 2	Block 3	Block 4	Block 5	Block 6
Year 1	<p>Monochrome Pencil Drawing Drawing skills. Inspired by Charles Darwin (Science Link)</p> 	<p>Poster/ Acrylic Painting & Collage Mondrian – Primary Colours</p> 	<p>Clay Sculpture Barbara Hepworth Shape inspired sculpture (linked to PE gymnastic shapes)</p> 	<p>Poster/ Acrylic Painting & Printing Andy Warhol : Contrasting Colours (linked to History: the colours seen in toys.)</p> 	<p>Pastel Drawing & Painting Van Gogh Sunflower → Observational Artwork (Linked to Science)</p> 	<p>Charcoal Drawing Lowry Level Crossing (Linked to History)</p> 
Year 2	<p>Pencil & Pastel Drawing Martin Bulinya African themed drawing & Prints (Linked to Geography)</p> 	<p>Poster/ Acrylic Painting & Collage Alma Thomas – Brush strokes, colour theory (linked to fire of Gateshead / London)</p> 	<p>Coloured Pencil Drawing & Painting Kandinsky: Secondary Colour Mixing Abstract Art. (Art inspired by music link)</p> 	<p>Clay Sculpture Paul Soldner – Clay pots (linked with abstract / topic linked designs).</p> 	<p>Pastel Drawing over Poster/ Acrylic Painting Emma Beardsworth coastal art. (Linked to Geography)</p> 	<p>Pencil Drawing & Printing Escher – 3d illusions / Tessellation of shape. (Linked to Maths - Shape)</p> 



Learn Enjoy Succeed Together

	Block 1	Block 2	Block 3	Block 4	Block 5	Block 6
Year 3	<p>Charcoal Drawing & Natural Dye Painting – Stone Age and natural dyes cave drawings. (Linked to History)</p> 	<p>Coloured Pencil Drawing Joshua Johnson Portraits</p> 	<p>Pencil & Pastel Drawing Pitman Painters (Linked to History)</p> 	<p>Pencil Drawing & Poster/ Acrylic Painting Georgia O Keefe inspired flower paintings – Rainforests (Linked to Geography)</p> 	<p>Clay Sculpture Salvador Dali clock inspired clay sculpture (Maths Link)</p> 	<p>Ink Drawing & Watercolour Painting: Quentin Blake Pen and wash (English Link)</p> 
Year 4	<p>Monochrome Pencil Drawing: Adonna Khare animal drawings – shading texture & tone. (Science Link)</p> 	<p>Coloured Pencil Drawing & Painting Picasso – Cubist style portraits / still life</p> 	<p>Pencil Drawing / Painting & Printing – William Morris Flora and Fauna wallpaper / fabric prints (History Link)</p> 	<p>Modroc Sculpture – Giacometti wire frame with Modroc (PE or English link)</p> 	<p>Poster/ Acrylic Painting + Black Pen Drawing / Collage Messages in Art Pop Art -Roy Lichtenstein (WWII Link)</p> 	<p>Pencil Drawing & Watercolour Painting Turner: Landscape drawing & watercolour (linked to rivers / Newcastle)</p> 