

YEAR 2

A GUIDE FOR PARENTS



Learn, Enjoy, Succeed Together

THE TEAM

Class 6

Miss Gray (M-Th)

Miss Berry

Mrs Yates (Fri)

Class 7

Mrs Penfold (Wed + Fri)

Miss Rowley (M, Tu, Th)

Mrs Huyton (Tu-Fri)

Miss Mason

Mr Devlin

YEAR 2

More independence in learning

Homework

Pace of lessons and presentation of work

Block Planning

Enrichment Clubs

Key Instant Recall Facts

SPELLINGS

DINNINGTON FIRST SCHOOL

BLOCK 1 SPELLINGS Y2



Year 2 - SPELLINGS BLOCK 1: The children will be quizzed on a Friday. Dates are in the table below

Red Group

Week 1	Week 2	Week 3	Week 4	Week 5	Week 6
Revision	love ask my you come our house there are full	gem gym giant magic giraffe energy digit engine religion gentle	race ice cell city fancy lace space circle crouc rice	know knob knee knot knew knight gnome gnat gnaw	door floor poor because fine kind mind behind child children

Green Group

Week 1	Week 2	Week 3	Week 4	Week 5	Week 6
Revision	love ask my you come our house there are full	catch kitchen hutch ditch match fetch notch witch watch patch	very happy funny party family give have love five save	flowers boxes lunches apples beaches trees dishes dogs peaches clouds	hunting buzzing jumping waking shouting hurried buzzed jumped walked shouted

Yellow Group

Week 1	Week 2	Week 3	Week 4	Week 5	Week 6
Revision	love ask my you come our house there are full	top tip kid met red cod rod is in on	not can jump dog dogs log logs where was am	his rig vest pop up sun hot it what some	milk cup get sit pin Mum Dad here I were

Spelling Diagnostic

These sentences will be used throughout the year to help teach the common exception words for each year group. It is expected that by the end of the year your child should be able to write these sentences with the correct spellings. If you would like to you could read one or two sentences to your child and ask them to write them down.

DINNINGTON FIRST SCHOOL

BLOCK 1 SPELLINGS Y2



Year 2 Spelling Diagnostic

You should hold the door open for people because it is kind.

The wild plant needed watering every hour.

Don't let the children climb behind the path again.

Mr and Mrs Zip are cold because they have bid clothes.

We've moved faster to improve our chances of finding the gold.

Do you have any bigger friends who could help us?

Everybody was pretty useless at cutting the grass.

Get me the money!

Are you sure you would like sugar in your tea?

Spell many common exception words Y2

Apostrophe for contractions

ed - past tense

Form nouns using suffixes such as -ness, -er, -ing

Form adjectives using suffixes such as -ful, -less

Capital letters and full stops in most sentences

Question marks

Exclamation marks

Form lower case letters of the correct size relative to one another

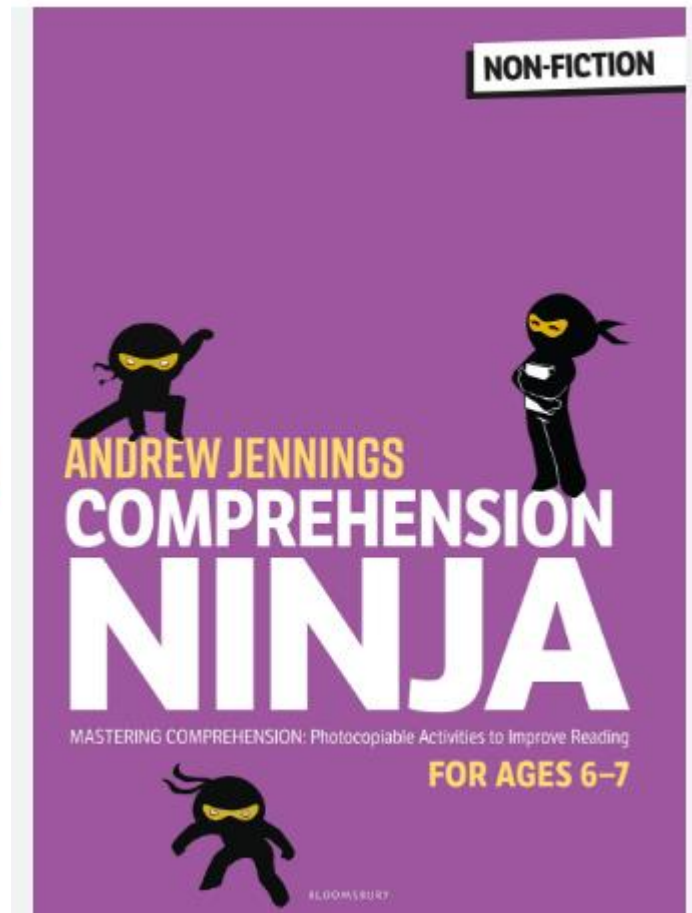
Use the diagonal strokes and horizontal strokes needed to join

Write capital letters and digits of the correct size

Spacing between words reflects the size of the letters

Comma's to separate items in a list

READING



DAILY ROUTINES

PE is Monday and Tuesday

Forest School is
Wednesday

Morning Work (Thinking for three)

Reading and Circle Time (Coaching Circles on Tuesday)

RWInc Phonics

Lesson 1

Playtime

Lesson 2

Lunch

Handwriting



Lesson 3

Playtime

Lesson 4

Story time and home

ACTIVITY EXAMPLES



HOME LEARNING



RWINC BOOKS –
QUICK READ
EVERYDAY.



NUMBOTS – LOGINS
TO BE SENT OUT.
TTRS – LOGINS WILL
BE SENT OUT ONCE
THE CHILDREN ARE
READY..



KIRFS – INSTANT
MATHS FACTS TO BE
LEARNT OVER THE
BLOCK. CHECK IN
QUIZ EVERY FRIDAY.



SPELLINGS – QUIZ ON
A FRIDAY!

LEARNING AND SUPPORT IN SCHOOL

Children receive
quality first
teaching in every
lessons.

Reasoning
challenges to
consildate learning.

Teachers work
closely with
children to provide
instant feedback.

The curriculum
follows on from
the end of Year 1.

Interventions are
put in place for
children that need
it.

CLASSROOM ORGANISATION & BEHAVIOUR

Positive
Classroom
Environment

Responsibility
for resources

Structured
routines

Class Dojo

COMMUNICATION

Messages To Teachers

- School Office
- Emails – contactus@dinnington.newcastle.sch.uk
- Mrs Clayton on the yard
- At dismissal

SeeSaw is used in KS1 and KS2 to send out whole class announcements (Reminders, Knowledge Organisers, Spellings and KIRFs). Follow Dinnington First on Instagram for weekly photos of the Year2 children!